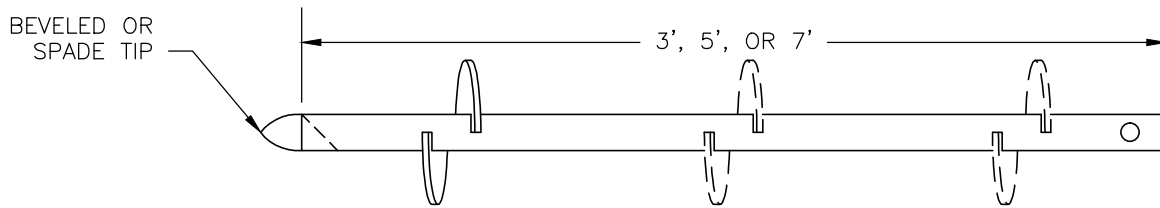


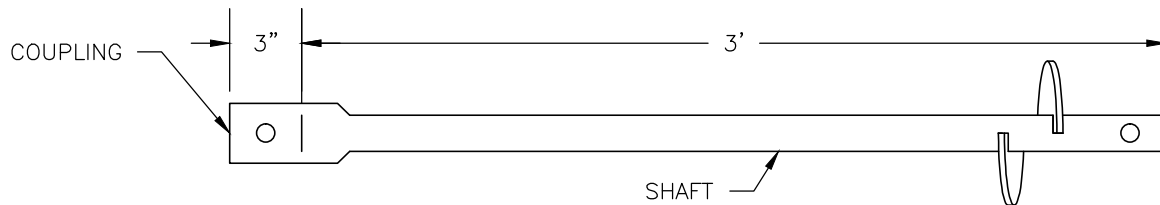
HPC-15X

1.5" HELI-PILE® CONVENTIONAL HELICAL PILE
 CATALOG NUMBERS BEGINNING WITH HPCL-15X AND HPCE-15X
 (EXTRA HIGH STRENGTH SHAFT STEEL, $F_y=90$ KSI)



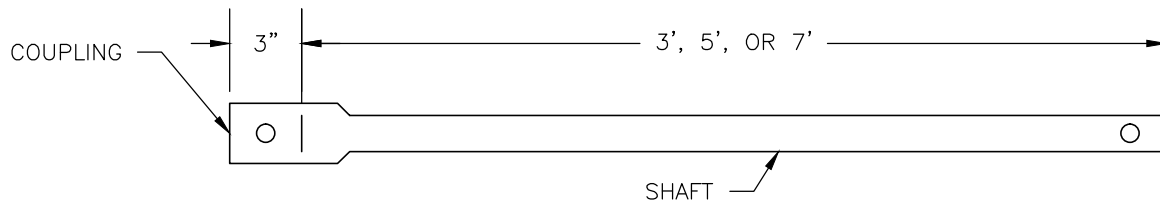
LEAD SECTION SINGLE OR MULTIPLE HELIX

NO SCALE



HELIX EXTENSION

NO SCALE



PLAIN EXTENSION

NO SCALE

1. THIS DRAWING COVERS 1.5" HELI-PILE® SOLID ROUND CORNER SQUARE SHAFT HELICAL PILES. (CATALOG NUMBERS BEGINNING WITH HPCL-15X & HPCE-15X)
2. SOLID ROUND CORNER SQUARE SHAFT MATERIAL IS PER ASTM A29 OR AISI 1530, $F_y=90$ KSI
3. ALL HELIX MATERIAL IS 0.5" THICK AND IS PER ASTM A656 Gr 80 TYPE 7 ($F_y=80$ KSI).
4. CONNECTION BOLTS ARE 0.75" DIAMETER SAE J429 Gr 5 ($F_t=120$ KSI), 3" LONG, THREADS OUTSIDE THE SHEAR ZONE.
5. ALL WELDS MINIMUM 0.25" FILLET WITH ER80S ELECTRODE.
6. ALL STEEL IS GALVANIZED PER ASTM A153, A123, OR B633 FE/ZN 5, TYPE III (LATEST REVISION)
7. ULTIMATE AXIAL MECHANICAL CAPACITY IS 70,000 LBS.
8. ULTIMATE SHAFT TORQUE CAPACITY IS 7,000 FT-LBS.
9. ULTIMATE HELIX MECHANICAL CAPACITY: 6"-12" DIAMETER = 70,000 LBS, 14" DIAMETER = 56,000 LBS
10. COUPLER STEEL 2.75" OD, 0.375" WALL DOM PIPE PER ASTM A513 Gr 1026 ($F_y = 45$ KSI) COLD FORGED SQUARE

THIS DRAWING AND THE INFORMATION CONTAINED HEREON ARE THE PROPERTY OF IMR, Inc. THIS DRAWING IS INTENDED FOR THE SOLE USE OF IMR, Inc., AND ITS AUTHORIZED CLIENTS ONLY.

HELI-PILE®



IMR, Inc. - DENVER
 5135 Ward Road, Wheat Ridge, Colorado, 80033 USA
 303-423-0591 Fax: 303-423-9155
 www.helipile.com

SPECIFICATION SHEET

1.5" CONVENTIONAL
 EXTRA HIGH STRENGTH
 HELICAL PILES

DRAWN BY: RJV ENGINEER: JSP

HPC-15X.DWG SHEET 1 OF 1

DATE: 02/04/16 REVISION: 6